

# CHALLENGER PEDESTAL HOUSING (CPH™) SERIES

Houses line extender and tap/splitter combinations.

**CPH 1230**

## SPECIFICATIONS

Dimensions: 12" x 30" x 14" (305mm x 762mm x 356mm)  
 (cover interior dimensions)  
 Shipping: 1 per carton, 10 per pallet  
 Weight: 26 lbs (11.8 kg) carton




## FEATURES

- Available with standard cover or 500 Series HDC cover
- Complete 360° access working area
- Multiple bracket options
- Wide selection of cover colors
- Optional trap/filter holder available

## BRACKETRY



B1 – MB-0057



B2 – MB-0067



B3 – MB-0066

## LOCKING OPTIONS



L00 – Standard Hasp



L07 – Threaded Bushing



L08 – Channell Padlocks (2)




L09 – Highfield Lock

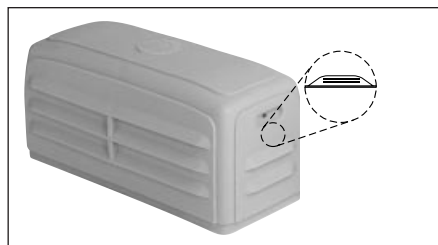


L90 – Steel Tethered Highfield Locks

## ACCESSORIES



A01 – Trap/Filter Holder



A08 – Cover with Anti-insect Vents



500 Series Cover (Optional)

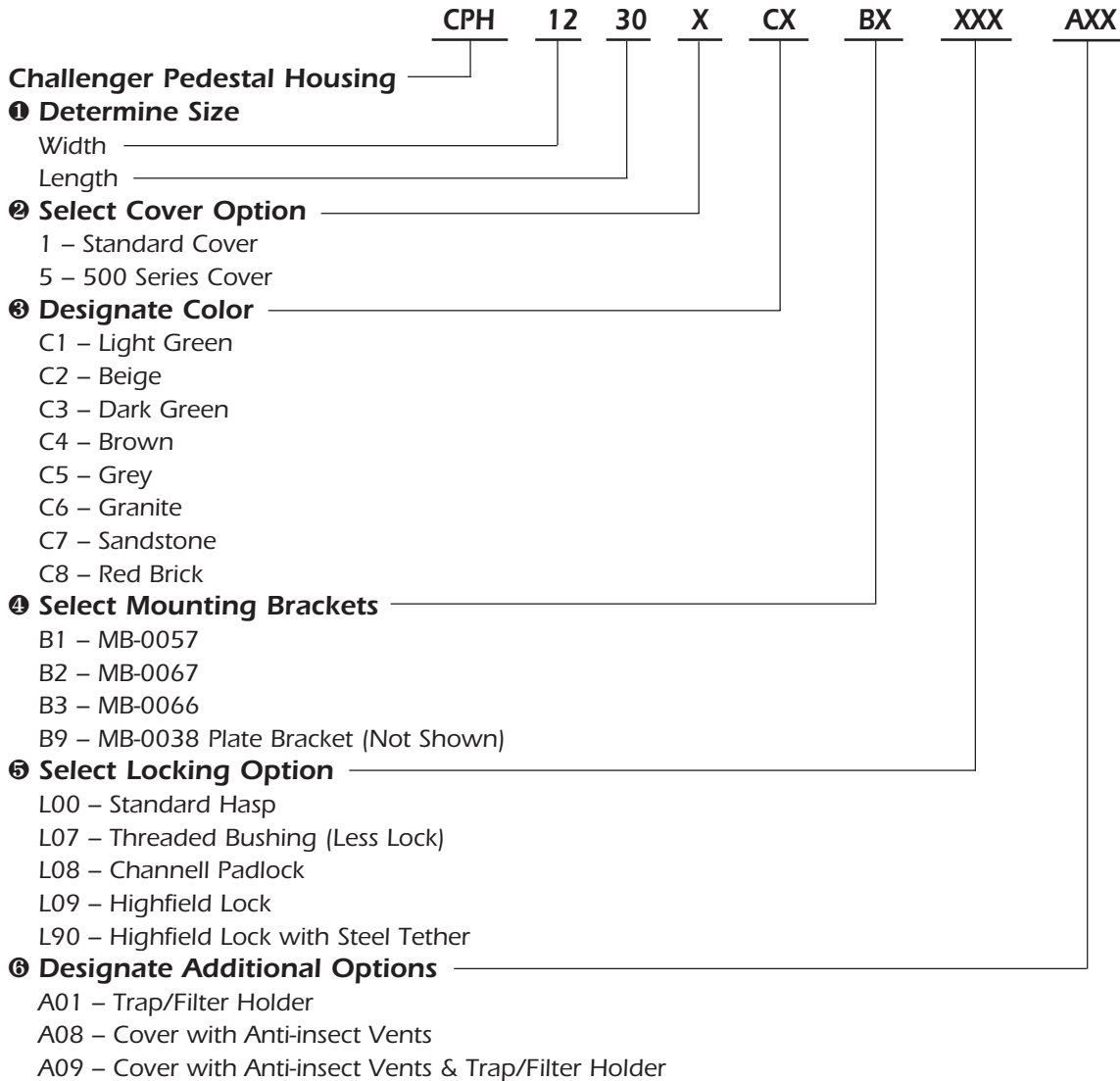
# CHALLENGER PEDESTAL HOUSING (CPH™) SERIES

## ORDERING INFORMATION

# 6

### EASY STEPS:

- ① Determine Size
- ② Select Cover Option
- ③ Designate Color
- ④ Select Mounting Brackets
- ⑤ Select Locking Option
- ⑥ Designate Additional Options



**Example: CPH12301C1B1L00A08**

CPH1230: Standard Cover, Light Green, MB0057 Bracket, Standard Hasp, Anti-insect Vents

BROADBAND ACTIVE  
EQUIPMENT ENCLOSURES