



HomeChoice™ Catalog

DATA & VOICE CABLE

VIDEO CABLE

AUDIO CABLE

SECURITY CABLE

COMPOSITE CABLE





New Banana Peel™ Composite Cables — easy to handle, easy to identify, easy to pull, easy to terminate.

HomeChoice™ by Belden

Innovative Home Cabling Solutions

From the World's Most Trusted Name in Cable

Because we understand that each home installation has its own set of needs and expectations, Belden offers its HomeChoice structured cabling line of individual, dual component and composite cables — in all, over 50 different cables for your home automation, networking, security and entertainment system installations.

Belden Quality and Reliability

Belden manufactures all of the cables in the HomeChoice line so you can be assured that each cable product is the result of the most rigorous quality process in the industry.

Belden's commitment to quality and reliability is unequalled in its marketplace. And since we have such a wide range of products to meet your varied needs, Belden can easily provide you with one-stop home shopping.

High Performance, Easy to Install Cables

Individual, or single application cables, are available for any data, video, audio or security need, including:

- > Category 5e, Category 6 UTP and fiber data cables for multimedia, voice, video and data use
- > Series 6 and Series 59 video coax cables for HDTV, DBS, CATV, SVHS, CCTV and cable modem applications
- > Speaker cables for your audio distribution needs
- > Paired, unshielded cables for security and alarm applications

Belden also offers over 20 different composite cables. Composite cables simplify a multiple use installation by combining Belden data cables, coaxial cables, paired and multi-conductor cables, and fiber optic cables in a single-pull product.

Better Designs, Better Performance

Some unique high performance technologies are used in the manufacture of these various cables, including:

Belden's Patented Data Cable Technology: Bonded-Pairs

To ensure top performance, Belden uses a unique manufacturing process that affixes the individual insulated conductors of the pairs along their longitudinal axis. This cable construction feature prevents gaps from occurring between the conductor pairs: a critical factor in the electrical performance of the cable.

Only Belden® Bonded-Pair Data Cables Offer the Assurance of Installable Performance™

Due to the patented Bonded-Pair design, these cables are able to withstand the rigors of a typical installation without any degradation in performance. This means that the Cat 5e cable that you purchase from Belden to meet Cat 5e specifications will meet these specifications before installation, but even more importantly after installation.

Coax Cables with Belden's Exclusive Duobond Plus® Shielding

Duobond Plus is comprised of a Duobond® II (bonded foil tape) surrounded by an 80 percent braid and an outer layer of foil with a unique shorting fold. This unique construction provides optimum shielding effectiveness.

Composite Cables — Without a Jacket!

Belden Banana Peel™ composite cables feature a patent-pending design that eliminates the need for an overall jacket, making these cables easy to handle, easy to identify, easy to pull and easy to terminate. Just peel the cables off the center spline, and you're in business.


Everything You Need For the Intelligent Home

HomeChoice Structured Cabling products for the Intelligent Home — all brought to you by Belden, the most innovative and trusted name in the industry.

For more information, please contact your distributor or contact us at www.belden.com or 1-800-BELDEN-1.

Table of Contents

Residential Cables	Page
Data and Voice Cable	3
Video Cable	4
Audio Cable	7
Alarm, Security and Audio Cable	9
Composite Cable	11
Part No. Index	12




Data and Voice Cable

Category 6, Enhanced Category 5e and Category 5e UTP Cables



Description	Part No.	UL NEC/ C(UL) CEC Type	No. of Pairs	Standard Lengths		Standard Unit Wt.		Insulation Thickness		Nominal OD		Max. DCR (Ω/ 100m)	Max. DCR Unbal. (%)	Max. Cap. Unbal. (pF/ 100m)	Freq. (MHz)	Max. Atten. (dB/ 100m)	Min. PSUM NEXT (dB)	Min. PSUM ACR (dB/ 100m)	Min. PSUM ELFEXT (dB/ 100m)	Input Imped. (Ω)	Min. RL (dB)
				Ft.	m	Lbs.	kg	Inch	mm	Inch	mm										

Cat 6 • 23 AWG Solid Bare Copper • Twisted Pairs • Central Rod Filler • Rip Cord • (See Color Codes below)

Non-Plenum • Polyolefin Insulation • Blue PVC Jacket																						
75°C		HC2510	NEC: CMR CEC: CMR FT4	4	A-1000	A-304.8	34.0	15.4	.010	.25	.235	5.97	9.38	5.0	330	1	2.0	72.3	70.3	64.8	100±15	20.0
																10	6.0	57.3	51.3	44.8	100±15	25.0
																20	8.5	52.8	44.3	38.7	100±15	25.0
																31.25	10.7	49.9	39.2	34.9	100±15	23.6
																62.5	15.5	45.4	29.9	28.8	100±15	21.5
																100	19.9	42.3	22.4	24.8	100±15	20.1
200	29.2	37.8	8.6	18.7	100±22	18.0																
250	33.0	36.3	3.3	16.8	100±32	17.3																


Jacket sequentially marked at 2 ft. intervals. • Third party verified to TIA/EIA-568-B.2-1, Category 6

Plenum • FEP Insulation • Blue Flamarrest® Jacket

75°C		HC2510P	NEC: CMP CEC: CMP FT6	4	A-1000	A-304.8	35.0	15.9	.009	.23	.224	5.69	9.38	5.0	330	(Same as HC2510 above)					
------	---	----------------	--------------------------------	---	--------	---------	------	------	------	-----	------	------	------	-----	-----	------------------------	--	--	--	--	--

Jacket sequentially marked at 2 ft. intervals. • Third party verified to TIA/EIA-568-B.2-1, Category 6

Enhanced Cat 5e • 24 AWG Solid Bare Copper • Twisted Pairs • Rip Cord • (See Color Codes below)

Non-Plenum • Polyolefin Insulation • PVC Jacket (Green, Blue, White or Gray)																						
75°C		HC2503R	NEC: CMR CEC: CMR FT4	4	U-500	U-152.4	12.5	5.7	.009	.23	.204	5.18	9.0	3.0	66.0	1	2.0	65.3	63.3	60.8	100±12	20.0
																4	4.0	56.3	52.3	48.7	100±12	23.0
																8	5.7	51.8	46.1	42.7	100±12	24.5
																10	6.4	50.3	43.9	40.8	100±12	25.0
																16	8.1	47.3	39.1	36.7	100±12	25.0
																25	10.3	44.3	34.1	32.8	100±15	24.3
31.25	11.6	42.9	33.3	30.9	100±15	23.6																
62.5	16.8	38.4	21.6	24.8	100±15	21.5																
100	21.7	35.3	17.1	20.8	100±15	20.1																
155	27.7	32.5	4.7	16.9	100±18	19.0																
200	32.0	30.8	3.0	14.7	100±18	19.0																
250	36.4	29.3	—	—	100±20	18.0																
350	44.3	27.2	—	—	100±22	17.0																

U.S. Patents 5,606,151 and 5,734,126

Jacket sequentially marked at 2 ft. intervals. • Third party verified to TIA/EIA-568-B.2, Category 5e

Plenum • FEP Insulation • Blue Flamarrest Jacket

75°C		HC2503P	NEC: CMP CEC: CMP FT6	4	U-1000	U-304.8	23.0	10.5	.008	.20	.193	4.90	9.0	3.0	66.0	(Same as HC2503R above)					
------	---	----------------	--------------------------------	---	--------	---------	------	------	------	-----	------	------	-----	-----	------	-------------------------	--	--	--	--	--

U.S. Patents 5,606,151 and 5,734,126


Third party verified to TIA/EIA-568-B.2, Category 5e. • Jacket sequentially marked at 2 ft. intervals.

Non-Plenum • Polyolefin Insulation • PVC Jacket (Gray or Blue)

75°C		HC2501R	NEC: CMR CEC: CMR FT4	4	A-1000	A-304.8	27.0	12.3	.008	.20	.204	5.18	9.00	3.0	66.0	(Same as HC2503R above)					
------	---	----------------	--------------------------------	---	--------	---------	------	------	------	-----	------	------	------	-----	------	-------------------------	--	--	--	--	--


Jacket sequentially marked at 2 ft. intervals. • Third party verified to TIA/EIA-568-B.2, Category 5e

Cat 5e • 24 AWG Solid Bare Copper • Twisted Pairs • Rip Cord • (See Color Codes below)

Non-Plenum • Polyolefin Insulation • PVC Jacket (White, Gray, Blue, Yellow or Green)																						
75°C		HC2500R	NEC: CMR CEC: CMR FT4	4	U-500	U-152.4	11.5	5.2	.008	.20	.214	5.44	9.38	3.0	330	1	2.0	62.3	60.0	60.8	100±15	20.0
																4	4.1	53.3	49.0	48.7	100±15	23.0
																10	6.5	47.3	41.0	40.8	100±15	25.0
																16	8.2	44.3	36.0	36.7	100±15	25.0
																31.25	11.7	39.9	28.0	30.9	100±15	23.6
																62.5	17.0	35.4	19.0	24.8	100±15	21.5
100	22.0	32.3	11.0	20.8	100±15	20.1																
200	32.4	27.8	1.0	15.0	100±25	15.0																

Jacket sequentially marked at 2 ft. intervals. • Third party verified to TIA/EIA-568-B.2, Category 5e

Plenum • FEP Insulation • Blue Flamarrest Jacket

75°C		HC2500P	NEC: CMP CEC: CMP FT6	4	U-1000	U-304.8	23.0	10.5	.007	.18	.200	5.08	9.38	3.0	330	1	2.0	62.3	60.0	60.8	100±15	20.0
																4	4.1	53.3	49.0	48.7	100±15	23.0
																10	6.5	47.3	41.0	40.8	100±15	25.0
																16	8.2	44.3	36.0	36.7	100±15	25.0
																31.25	11.7	39.9	28.0	30.9	100±15	23.6
																62.5	17.0	35.4	19.0	24.8	100±15	21.5
																100	22.0	32.3	11.0	20.8	100±15	20.1
																200	32.4	27.8	1.0	15.0	100±25	15.0

Jacket sequentially marked at 2 ft. intervals. • Third party verified to TIA/EIA-568-B.2, Category 5e

ACR = Attenuation Crosstalk Ratio • DCR = DC Resistance • ELFEXT = Equal Level Far-end Crosstalk • NEXT = Near-end Crosstalk • PSUM = Power Sum • RL = Return Loss • UTP = Unshielded Twisted Pair(s)



Data Cable Color Codes: Pair No.1 = White/Blue Stripe & Blue; Pair 2 = White/Orange Stripe & Orange; Pair 3 = White/Green Stripe & Green • Pair 4 = White/Brown Stripe & Brown

Video Cable

Series 6/RG-6 DBS and Broadband CATV Coaxial Cables



Description	Part No.	UL NEC/ C(UL) CEC Type	Standard Lengths		Standard Unit Weight		Conductor (stranding) Diameter Nom. DCR	Shielding Materials Nom. DCR	Nominal Core OD		Nominal OD		Nom. Imp. (Ω)	Nom. Vel. of Prop.	Nominal Capacitance		Nominal Attenuation	
			Ft.	m	Lbs.	kg			Inch	mm	Inch	mm			pF/Ft.	pF/m	MHz	dB/100 Ft.

DBS/Broadband CATV • Series 6 • 18 AWG Solid Bare Copper

Gas-injected Foam Polyethylene Insulation • PVC Jacket (Black or White)

80°C	7915A	NEC:	U-500	U-152.4	16.0	7.3	18 AWG (solid)	Duobond Plus® + 80%	.180	4.57	.275	6.99	75	83%	16.2	53.1	5	.5	1.6
		CATV CM	500	152.4	18.0	8.2	.040"	Aluminum BC Braid										55	1.4
		CEC:	U-1000	U-304.8	34.0	15.5	.040"	Aluminum BC Braid									211	2.6	8.5
		CM	1000	304.8	34.0	15.5	6.4Ω/M'	4.6Ω/M'									500	4.1	13.5
							21.0Ω/km	15.1Ω/km									750	5.1	16.7
																	862	5.5	18.0
																	1000	6.0	19.7
																	1450	7.9	25.9
																	1800	8.4	27.6
																	2250	10.1	33.1

Jacket sequentially marked at 2 ft. intervals.

80°C	7916A	NEC:	U-500	U-152.4	18.0	8.2	18 AWG (solid)	Duobond® IV* 60% & 40%	.180	4.57	.298	7.57	75	83%	16.2	53.1			
		CATV CM	500	152.4	20.0	9.1	.040"	Aluminum BC Braids											
		CEC:	U-1000	U-304.8	37.0	16.8	.040"	Aluminum BC Braids											
		CM	1000	304.8	37.0	16.8	6.4Ω/M'	4.8Ω/M'											
							21.0Ω/km	15.7Ω/km											

Jacket sequentially marked at 2 ft. intervals.

80°C	HC2610	NEC:	U-500	U-152.4	15.5	7.0	18 AWG (solid)	Duobond II + 60%	.180	4.57	.270	6.86	75	83%	16.2	53.1	5	.5	1.6
		CATV CM	500	152.4	17.0	7.7	.040"	Aluminum BC Braid										55	1.4
		CEC:	U-1000	U-304.8	31.0	14.1	.040"	Aluminum BC Braid									211	2.6	8.5
		CM	1000	304.8	31.0	14.1	6.4Ω/M'	9.0Ω/M'									500	4.1	13.5
							21.0Ω/km	29.5Ω/km									750	5.1	16.7
																	862	5.5	18.0
																	1000	6.0	19.7
																	1450	7.9	25.9
																	1800	8.4	27.6
																	2250	10.1	33.1

Jacket sequentially marked at 2 ft. intervals.

80°C	HC2611	NEC:	500	152.4	33.0	15.0	18 AWG (solid)	Duobond II + 60%	.180	4.57	.273	6.93	75	83%	16.2	53.1			
		CATV CM	1000	304.8	66.0	30.0	.040"	Aluminum BC Braid			x	x							
		CEC:					.040"	Aluminum BC Braid			.595	15.11							
		CM					6.4Ω/M'	9.0Ω/M'											
							21.0Ω/km	29.5Ω/km											

Jacket sequentially marked at 2 ft. intervals.

Broadband CATV/DBS • Series 6 • 18 AWG Solid Bare Copper-covered Steel

Gas-injected Foam Polyethylene Insulation • PVC Jacket (Black or White)

80°C	HC2600	NEC:	U-500	U-152.4	18.0	8.2	18 AWG (solid)	Duobond IV* 60% & 40%	.180	4.57	.298	7.57	75	83%	16.2	53.1	5	.5	1.6
		CATV CM	500	152.4	19.5	8.8	.040"	Aluminum BCCS Braids										55	1.4
		CEC:	U-1000	U-304.8	37.0	16.8	.040"	Aluminum BCCS Braids									211	2.6	8.5
		CM					28.0Ω/M'	4.8Ω/M'									500	4.1	13.5
							91.9Ω/km	15.7Ω/km									750	5.1	16.7
																	862	5.5	18.0
																	1000	6.0	19.7
																	1450	7.9	25.9
																	1800	8.4	27.6
																	2250	10.1	33.1

Jacket sequentially marked at 2 ft. intervals.

Gas-injected Foam Polyethylene Insulation • Black PVC Jacket

80°C	HC2601	NEC:	500	152.4	36.0	16.3	18 AWG (solid)	Duobond IV* 60% & 40%	.180	4.57	.298	7.57	75	83%	16.2	53.1			
		CATV CM	1000	304.8	37.0	16.8	.040"	Aluminum BCCS Braids			x	x							
		CEC:					.040"	Aluminum BCCS Braids			.641	16.28							
		CM					28.0Ω/M'	4.8Ω/M'											
							91.9Ω/km	15.7Ω/km											

Jacket sequentially marked at 2 ft. intervals.

Plenum • Foam FEP Insulation • Black Flamarrest® Jacket

75°C	HC2600P	NEC:	1000	304.8	42.0	19.1	18 AWG (solid)	Duobond IV* 60% & 40%	.170	4.32	.248	6.30	75	83%	16.2	53.1	1	.30	1.0
		CATVP					.040"	TC										10	.66
		CMP					.040"	TC									50	1.5	4.9
		CEC:					BCCS Braids										100	2.1	6.9
		CMP FT6					28.0Ω/M'	4.8Ω/M'									200	3.1	10.2
							91.9Ω/km	15.7Ω/km									400	4.5	14.8
																	700	6.0	19.7
																	900	6.9	22.6
																	1000	7.3	24.0
																	1450	9.5	31.2
																	1800	10.1	33.1
																	2250	12.1	39.7

Jacket sequentially marked at 2 ft. intervals.

BC = Bare Copper • BCCS = Bare Copper-covered Steel • TC = Tinned Copper

Contact the Belden Customer Service Department for a Comprehensive Connector Cross Reference. 1-800-BELDEN-1.

* Duobond IV = Duobond II + 60% aluminum braid + Duofoil® tape + 40% aluminum braid.



Video Cable

Precision Video Cables for Analog and Digital Applications



Description	Part No.	UL NEC/ C(UL) CEC Type	Standard Lengths		Standard Unit Weight		Conductor (stranding) Diameter Nom. DCR	Shielding Materials Nom. DCR	Nominal Core OD		Nominal OD		Nom. Imp. (Ω)	Nom. Vel. of Prop.	Nominal Capacitance		Nominal Attenuation		
			Ft.	m	Lbs.	kg			Inch	mm	Inch	mm			pF/Ft.	pF/m	MHz	dB/100 Ft.	dB/100m

RG-6/U Type • 18 AWG

Gas-injected Foam HDPE Insulation • Black PVC Jacket

SDI/HDTV Digital Video 75°C	HC2630R	NEC: CMR CEC: CMG FT4	500	152.4	23.0	10.5	18 AWG (solid) .040" BC 6.4Ω/M' 21.0Ω/km	Duofoil® + 95% TC Braid BC 2.8Ω/M' 9.2Ω/km	.180	4.57	.275	6.99	75	83%	16.2	53.1	1	.2	.8
100% Sweep tested 5 MHz to 3 GHz.																			
3.6 .5 1.5																			
10 .7 2.4																			
71.5 1.6 5.2																			
135 2.1 6.9																			
270 3.0 9.7																			
360 3.4 11.3																			
540 4.3 13.9																			
720 5.0 16.2																			
750 5.0 16.4																			
1000 5.9 19.3																			
1500 7.3 24.0																			
2250 9.1 30.0																			
3000 10.7 35.0																			

Jacket sequentially marked at 2 ft. intervals.

Plenum • Foam FEP Insulation • Black Flamarrest® Jacket

SDI/HDTV Digital Video 75°C	HC2630P	NEC: CMP CEC: CMP FT6	500	152.4	22.5	10.2	18 AWG (solid) .040" BC 6.4Ω/M' 21.0Ω/km	Duofoil + 95% TC Braid BC 2.8Ω/M' 9.2Ω/km	.170	4.32	.234	5.94	75	83%	16.2	53.1	1	.2	.8
100% Sweep tested 5 MHz to 3 GHz.																			
3.6 .5 1.5																			
10 .8 2.5																			
71.5 1.8 5.8																			
135 2.4 7.9																			
270 3.4 11.2																			
360 4.0 13.1																			
540 5.2 17.1																			
720 6.1 20.0																			
750 6.2 20.3																			
1000 7.3 23.9																			
1500 9.2 30.2																			
2250 11.6 40.7																			
3000 13.7 44.9																			

Jacket sequentially marked at 2 ft. intervals.

RG-59/U Type • 20 AWG

Gas-injected Foam HDPE Insulation • Black PVC Jacket

SDI/HDTV Digital Video 75°C	HC2632R	NEC: CMR CEC: CMG FT4	500	152.4	17.5	8.0	20 AWG (solid) .032" BC 10.0Ω/M' 32.8Ω/km	Duofoil + 95% TC Braid BC 3.8Ω/M' 12.5Ω/km	.145	3.68	.234	5.94	75	83%	16.2	53.1	1	.3	1.0
100% Sweep tested 5 MHz to 3 GHz.																			
3.6 .6 1.8																			
10 .9 2.9																			
71.5 2.1 6.9																			
135 2.7 8.9																			
270 3.8 12.5																			
360 4.4 14.4																			
540 5.5 18.0																			
720 6.4 21.0																			
750 6.5 21.3																			
1000 7.6 24.9																			
1500 9.3 30.5																			
2250 11.6 38.1																			
3000 13.4 44.0																			

Jacket sequentially marked at 2 ft. intervals.

Subminiature RG-59/U Type • 23 AWG

Gas-injected Foam HDPE Insulation • Black PVC Jacket

SDI/HDTV Digital Video 75°C	HC2637R	NEC: CMR CEC: CMG FT4	500	152.4	9.0	4.1	23 AWG (solid) .023" BC 20.1Ω/M' 65.9Ω/km	Duofoil + 95% TC braid BC 7.6Ω/M' 24.9Ω/km	.102	2.59	.159	4.03	75	83%	16.2	53.1	1	.4	1.3
100% Sweep tested 5 MHz to 3 GHz.																			
3.6 .8 2.6																			
10 1.2 3.9																			
71.5 3.1 10.0																			
135 3.8 12.5																			
270 5.4 17.7																			
360 6.2 20.3																			
540 7.7 25.3																			
720 9.5 31.1																			
750 9.6 31.5																			
1000 10.5 34.4																			
1500 13.0 42.6																			
2000 15.1 49.5																			
2250 16.0 52.5																			
3000 18.5 60.7																			

Jacket sequentially marked at 2 ft. intervals.

Standard Analog • RG-59/U Type • 23 AWG

Polyethylene Insulation • Black PVC Jacket

UL AWM Style 1354 (30V 80°C)	HC2635	NEC: CM CEC: CM	500	152.4	20.0	9.1	23 AWG (solid) .023" BC 20.4Ω/M' 66.9Ω/km	BC Braid 95% Shield Coverage BC 2.9Ω/M' 9.5Ω/km	.146	3.71	.242	6.15	75	66%	20.5	67.3	1	.4	1.3
100% Sweep tested 5 MHz to 3 GHz.																			
3.6 1.1 3.6																			
50 2.4 7.9																			
100 3.4 11.2																			
200 4.9 16.1																			
400 7.0 23.0																			
700 9.7 31.8																			
900 11.1 36.4																			
1000 12.0 39.4																			

Jacket sequentially marked at 2 ft. intervals.

BC = Bare Copper • HDPE = High-density Polyethylene • TC = Tinned Copper

Contact the Belden Customer Service Department for a Comprehensive Connector Cross Reference. 1-800-BELDEN-1. Request quotations of RG/U cables not listed.



Belden Electronics Division Technical Support: 1-800-BELDEN-1 or 1-800-BELDEN-3 • www.belden.com

Video Cable

High-Flex SVHS Cables and Bundled RGB Cables



Description	Part No.	UL NEC/ C(UL) CEC Type	Standard Lengths		Standard Unit Weight		Conductor (stranding) Diameter Nom. DCR	Shielding Materials Nom. DCR	Nominal Core OD		Nominal OD		Nom. Imp. (Ω)	Nom. Vel. of Prop.	Nominal Capacitance		Nominal Attenuation	
			Ft.	m	Lbs.	kg			Inch	mm	Inch	mm			pF/Ft.	pF/m	MHz	dB/ 100 Ft.

High-Flex SVHS • 30 AWG Stranded (7x38)

Foam HDPE Insulation • Matte Purple PVC Jacket (One Coax Printed and Striped for Identification)																			
Parallel Zip Construction 60°C	HC2640		500	152.4	8.5	3.9	30 AWG (7x38)	TC Serve 90% Shield Coverage	.056	1.42	.110	2.79	75	78%	17.3	56.7	1	.6	2.0
							.013"	TC			x	x					5	1.4	4.6
							91.5Ω/M'	7.5Ω/M'			.230	5.84					10	2.1	6.9
							300.2Ω/km	24.6Ω/km									30	3.8	12.5
																	50	5.1	16.7
																	100	7.6	24.9



Jacket sequentially marked at 2 ft. intervals.

Description	Part No.	UL NEC/ C(UL) CEC Type	No. of Cond.	Standard Lengths		Standard Unit Weight		Nominal Core OD		Nominal OD		Conductor (stranding) Diameter Nom. DCR	Shielding Materials Nom. DCR	Nom. Imp. (Ω)	Nom. Vel. of Prop.	Nominal Capacitance		Nominal Attenuation	
				Ft.	m	Lbs.	kg	Inch	mm	Inch	mm					pF/Ft.	pF/m	MHz	dB/ 100 Ft.

Bundled RGB • Miniature • 30 AWG Stranded (7x38)

Foam HDPE Insulation • Overall Yellow PVC Jacket																				
UL AWM Style 1354 (30V 60°C)	HC2645	NEC: CL2	3	500	152.4	25.0	11.4	.056	1.42	.283	7.19	30 AWG (7x38)	Coaxes: Duofoil® + 90% TC Braid	75	78%	17.3	56.7	1	.8	2.6
								Coax OD: .102	2.59			.012"	Overall: Beldfoil® 100% Shield Coverage					5	1.5	4.9
												91.5Ω/M'	9.5Ω/M'					10	2.2	7.2
												300.2Ω/km	31.2Ω/km					30	4.0	13.1
																		50	5.4	17.7
																		100	8.2	26.9



Jacket sequentially marked at 2 ft. intervals.

UL AWM Style 1354 (30V 60°C)	HC2646	NEC: CL2	4	500	152.4	30.0	13.6	.056	1.42	.310	7.87									
								Coax OD: .102	2.59											



Jacket sequentially marked at 2 ft. intervals.

UL AWM Style 1354 (30V 60°C)	HC2647	NEC: CL2	5	500	152.4	34.0	15.5	.056	1.42	.338	8.59									
								Coax OD: .102	2.59											



Jacket sequentially marked at 2 ft. intervals.

HDPE = High-density Polyethylene • TC = Tinned Copper

Contact the Belden Customer Service Department for a Comprehensive Connector Cross Reference. 1-800-BELDEN-1.

100% Sweep tested 10 MHz to 40 MHz.

Color Code Chart

Coax	Color
1	Red
2	Green
3	Blue
4	White
5	Yellow



Audio Cable

High Conductivity Electrolytic Tough Pitch (ETP) Copper Speaker Cables and AES/EBU Digital Audio Cables



Description	Part No.	UL NEC/ C(UL) CEC Type	No. of Cond.	Standard Lengths		Standard Unit Weight		Insulation Thickness		Nominal OD	
				Ft.	m	Lbs.	kg	Inch	mm	Inch	mm

ETP Copper Speaker • 16 AWG Stranded (26x30)

Clear Integral PVC Insulation/Jacket

Parallel Zip Construction 60°C	HC2745		2 (1) TC (1) BC	U-500	U-152.4	4.0	1.8	.027	.69	.115 x .230	2.92 x 5.84
-----------------------------------	---------------	--	-----------------------	-------	---------	-----	-----	------	-----	-------------------	-------------------



Jacket sequentially marked at 2 ft. intervals.

ETP Copper Speaker • 14 AWG Stranded (19x27)

Clear Integral PVC Insulation/Jacket

Parallel Zip Construction 60°C	HC2746		2 (1) TC (1) BC	U-500	U-152.4	21.5	9.8	.035	.89	.146 x .292	3.71 x 7.42
-----------------------------------	---------------	--	-----------------------	-------	---------	------	-----	------	-----	-------------------	-------------------



Jacket sequentially marked at 2 ft. intervals.

ETP Copper Speaker • 12 AWG Stranded (65x30)

Clear Integral PVC Insulation/Jacket

Parallel Zip Construction 60°C	HC2747		2 (1) TC (1) BC	500	152.4	33.0	15.0	.046	1.17	.185 x .370	4.70 x 9.40
-----------------------------------	---------------	--	-----------------------	-----	-------	------	------	------	------	-------------------	-------------------



Jacket sequentially marked at 2 ft. intervals.

Description	Part No.	UL NEC/ C(UL) CEC Type	No. of Pairs	Color Code	Standard Lengths		Standard Unit Weight		Nom. DCR		Nominal OD		Nom. Imp. of Prop. (Ω)	Nom. Vel. of Prop.	Nom. Capacitance			
					Ft.	m	Lbs.	kg	Cond.	Shield	Inch	mm			* pF/ Ft.	* pF/ m	** pF/ Ft.	** pF/ m

AES/EBU Digital Audio • 24 AWG Stranded (7x32)

Datalene® Insulated • White PVC Jacket

60°C	HC2750	NEC: CMG CEC: CMG FT4	1	Black, Red	U-500	U-152.4	10.0	4.5	23.7Ω/M' 77.7Ω/km	18.9Ω/M' 62.0Ω/km	.177	4.50	110	76%	12.0	39.4	25	82
------	---------------	--------------------------------	---	---------------	-------	---------	------	-----	----------------------	----------------------	------	------	-----	-----	------	------	----	----



Jacket sequentially marked at 2 ft. intervals.

Jacket and shield are bonded so both can be removed with automatic stripping equipment.

BC = Bare Copper • TC = Tinned Copper

*Capacitance between conductors.

**Capacitance between one conductor and other conductors connected to shield.



Audio Cable

Multi-conductor High-Strand Audio Cables and Audio and Control Interconnect Cables



Description	Part No.	UL NEC/ C(UL) CEC Type	No. of Cond.	Color Code	Standard Lengths		Standard Unit Weight		Insulation Thickness		Outer Jacket Thickness		Nominal OD	
					Ft.	m	Lbs.	kg	Inch	mm	Inch	mm	Inch	mm

Multi-conductor • 16 AWG Stranded (65x34) Bare High-conductivity ETP Copper Conductor • Highly Stranded for Ultra Flexibility • Rip Cord

High-Grade PVC Insulation • White PVC Jacket

75°C	HC2706	NEC: CM	2	Black, White	U-500 500	U-152.4 152.4	14.0 15.5	6.4 7.0	.015	.38	.015	.38	.208	5.28
------	---------------	------------	---	-----------------	--------------	------------------	--------------	------------	------	-----	------	-----	------	------



Jacket sequentially marked at 2 ft. intervals.

75°C	HC2708	NEC: CM	4	Black, White, Red, Green	U-500	U-152.4	25.5	11.6	.015	.38	.015	.38	.244	6.20
------	---------------	------------	---	-----------------------------------	-------	---------	------	------	------	-----	------	-----	------	------



Jacket sequentially marked at 2 ft. intervals.

Multi-conductor • 14 AWG Stranded (42x30) Bare High-conductivity ETP Copper Conductor • Highly Stranded for Ultra Flexibility • Rip Cord

High-Grade PVC Insulation • White PVC Jacket

75°C	HC2710	NEC: CL3	2	Black, White	U-500	U-152.4	21.5	9.8	.020	.51	.015	.38	.260	6.60
------	---------------	-------------	---	-----------------	-------	---------	------	-----	------	-----	------	-----	------	------



Jacket sequentially marked at 2 ft. intervals.

Multi-conductor • 12 AWG Stranded (65x30) Bare High-conductivity ETP Copper Conductor • Highly Stranded for Ultra Flexibility • Rip Cord

High-Grade PVC Insulation • White PVC Jacket

75°C	HC2714	NEC: CL3	2	Black, White	U-500	U-152.4	31.5	14.3	.020	.51	.018	.46	.302	7.67
------	---------------	-------------	---	-----------------	-------	---------	------	------	------	-----	------	-----	------	------



Jacket sequentially marked at 2 ft. intervals.

Multi-conductor • 10 AWG Stranded (65x28) Bare High-conductivity ETP Copper Conductor • Highly Stranded for Ultra Flexibility • Rip Cord

High-Grade PVC Insulation • White PVC Jacket

75°C	HC2717	NEC: CL2 Audio Use Only	2	Black, White	500	152.4	44.0	20.0	.020	.51	.026	.66	.356	9.04
------	---------------	-------------------------------------	---	-----------------	-----	-------	------	------	------	-----	------	-----	------	------



Jacket sequentially marked at 2 ft. intervals.

Description	Part No.	UL NEC/ C(UL) CEC Type	No. of Pairs	Color Code	Standard Lengths		Standard Unit Weight		Nom. DCR		Nominal OD		Nom. Imp. (Ω)	Nom. Vel. of Prop.	Nom. Capacitance			
					Ft.	m	Lbs.	kg	Cond.	Shield	Inch	mm			* pF/ Ft.	* pF/ m	** pF/ Ft.	** pF/ m

Audio and Control Interconnect • 22 AWG Stranded (7x30) • Tinned Copper • Twisted Pairs • 24 AWG Stranded TC Drain Wire

Polypropylene Insulated • Chrome PVC Jacket (Pairs Cabled on Common Axis to Reduce Diameter)

60°C	HC2755	NEC: CM CEC: CM	2	Red/Black, Green/White	100 U-500	30.5 U-152.4	2.3 10.5	1.0 4.8	15.0Ω/M' 49.2Ω/km	16.6Ω/M' 54.5Ω/km	.168 .168	4.27 4.27	45	66%	35	115	62	203
------	---------------	--------------------------	---	---------------------------	--------------	-----------------	-------------	------------	----------------------	----------------------	--------------	--------------	----	-----	----	-----	----	-----



Z-Fold®

Individually Shielded with 100% Beldfoil®

TC = Tinned Copper

*Capacitance between conductors.

**Capacitance between one conductor and other conductors connected to shield.



Alarm, Security and Audio Cable

Multi-conductor Cables



Description	Part No.	UL NEC/ C(UL) CEC Type	No. of Cond.	Color Code	Standard Lengths		Standard Unit Weight		Insulation Thickness		Outer Jacket Thickness		Nominal OD	
					Ft.	m	Lbs.	kg	Inch	mm	Inch	mm	Inch	mm

16 AWG Stranded (19x29) Bare Copper Conductor • Rip Cord

Non-Plenum • PVC Insulation • White PVC Jacket

75°C	HC2705R	NEC: CMR CEC: CMG FT4	2	Black, Red	U-500	U-152.4	13.0	5.9	.010	.25	.015	.38	.184	4.67
------	----------------	--------------------------------	---	---------------	-------	---------	------	-----	------	-----	------	-----	------	------



Jacket sequentially marked at 2 ft. intervals.

75°C	HC2707	NEC: CMR CEC: CMG FT4	4	Black, Red, White, Green	U-500	U-152.4	23.0	10.5	.010	.25	.015	.38	.216	5.49
------	---------------	--------------------------------	---	-----------------------------------	-------	---------	------	------	------	-----	------	-----	------	------



Jacket sequentially marked at 2 ft. intervals.

Plenum • Flamarrest® Insulation • Natural Flamarrest Jacket

75°C	HC2705P	NEC: CMP CEC: CMP FT6	2	Black, Red	U-500	U-152.4	13.0	5.9	.009	.23	.015	.38	.180	4.57
------	----------------	--------------------------------	---	---------------	-------	---------	------	-----	------	-----	------	-----	------	------



Jacket sequentially marked at 2 ft. intervals.

14 AWG Stranded (19x27) Bare Copper Conductor • Rip Cord

Non-Plenum • PVC Insulation • White PVC Jacket

75°C	HC2709R	NEC: CL3R	2	Black, White	U-500	U-152.4	20.0	9.1	.014	.36	.015	.38	.234	5.94
------	----------------	--------------	---	-----------------	-------	---------	------	-----	------	-----	------	-----	------	------



Jacket sequentially marked at 2 ft. intervals.

Plenum • Flamarrest Insulation • Natural Flamarrest Jacket

75°C	HC2709P	NEC: CL2P	2	Black, White	U-500	U-152.4	20.0	9.1	.011	.28	.015	.38	.222	5.64
------	----------------	--------------	---	-----------------	-------	---------	------	-----	------	-----	------	-----	------	------



Jacket sequentially marked at 2 ft. intervals.

12 AWG Stranded (19x25) Bare Copper Conductor • Rip Cord

Non-Plenum • PVC Insulation • White PVC Jacket

75°C	HC2713	NEC: CL3R	2	Black, White	500	152.4	28.5	13.0	.014	.36	.015	.38	.268	6.81
------	---------------	--------------	---	-----------------	-----	-------	------	------	------	-----	------	-----	------	------



Jacket sequentially marked at 2 ft. intervals.



Alarm, Security and Audio Cable

Multi-conductor Cables for Residential, Light Commercial and Institutional Applications
Coaxial and Composite Cables for Surveillance and CCTV Applications



Description	Part No.	UL NEC/ C(UL) CEC Type	No. of Cond.	Color Code	Standard Lengths		Standard Unit Weight		Insulation Thickness		Outer Jacket Thickness		Nominal OD	
					Ft.	m	Lbs.	kg	Inch	mm	Inch	mm	Inch	mm

22 AWG Stranded (7x30) Bare Copper Conductor

Polypropylene Insulation • Gray PVC Jacket

75°C	HC2810	NEC: CM CEC: CM FT1	2	Black, Red	U-500	U-152.4	13.0	5.9	.006	.15	.015	.38	.114	2.90
------	---------------	------------------------------	---	---------------	-------	---------	------	-----	------	-----	------	-----	------	------



Jacket sequentially marked at 2 ft. intervals.

75°C	HC2811	NEC: CM CEC: CM FT1	4	Black, Red, White, Green	U-500	U-152.4	23.0	10.5	.006	.15	.015	.38	.131	3.33
------	---------------	------------------------------	---	-----------------------------------	-------	---------	------	------	------	-----	------	-----	------	------



Jacket sequentially marked at 2 ft. intervals.

18 AWG Stranded (7x26) Bare Copper Conductor

Polypropylene Insulation • Gray PVC Jacket

75°C	HC2815	NEC: CM CEC: CM FT1	2	Black, Red	U-500	U-152.4	28.5	13.0	.006	.15	.015	.38	.148	3.76
------	---------------	------------------------------	---	---------------	-------	---------	------	------	------	-----	------	-----	------	------



Jacket sequentially marked at 2 ft. intervals.

Description	Part No.	UL NEC/ C(UL) CEC Type	Standard Lengths		Standard Unit Weight		Nominal DCR		Nominal Core OD		Nominal OD		Nom. Imp. (Ω)
			Ft.	m	Lbs.	kg	Conductor	Shielding	Inch	mm	Inch	mm	

RG-59/U Type • 20 AWG Solid Bare Copper Conductor • Bare Copper Braid Shield (95% Coverage)

Foam Polyolefin Insulation • Gray PVC Jacket

75°C	HC2800	NEC: CM CEC: CM FT1	U-500	U-152.4	16.0	7.3	10.0Ω/M' 32.8Ω/km	3.5Ω/M' 11.5Ω/km	.145	3.68	.232	5.89	75
------	---------------	------------------------------	-------	---------	------	-----	----------------------	---------------------	------	------	------	------	----



Jacket sequentially marked at 2 ft. intervals.

Composite • RG-59/U Type, 20 AWG Coax Solid Bare Copper w/ 95% BC Braid Shield • 18 AWG UTP Stranded (7x26) Bare Copper

Foam Polyolefin Insulation (Coax) • PVC Insulation (Pair—Color Coded: Red, Black) • Gray PVC Jacket

Siamese Configuration 75°C	HC2801	NEC: CM CEC: CM FT1	500	152.4	30.0	13.6	Coax: 10.0Ω/M' 32.8Ω/km Each Pair: 6.5Ω/M' 21.3Ω/km	3.5Ω/M' 11.5Ω/km	Coax OD: .145 3.68 Pair OD: .066 1.68	.232 x .460	5.89 x 11.68	75
-------------------------------	---------------	------------------------------	-----	-------	------	------	--	---------------------	--	-------------------	--------------------	----



Jacket sequentially marked at 2 ft. intervals.











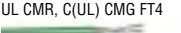
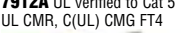
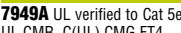
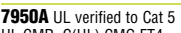


BC = Bare Copper • UTP = Unshielded Twisted Pair



Composite Cable

Data, Audio, Video, Security and Control Cables for Residential, Light Commercial and Institutional Applications



Part Number UL / C(UL) Rating	Component Cables	Descriptions and Standards	Jacket Color and Type	Nom. OD		Stand. Lengths	
				in.	mm	Ft.	m
7876S UL verified to Cat 5e UL CMR, C(UL) CMG FT4 	Two Cat 5e 4-pair bonded UTP cables	UTP verified (UL) to Cat 5e 24 AWG solid bare copper, polyolefin insulated	Blue & Green FR PVC	.200	5.08	1000 500	304.8 152.4
	Two Series 6 Duobond Plus® coaxial cables	Series 6 (solid bare copper conductor), Duobond Plus (Bonded Tri-shield) + 80% braid, swept to 2.25 GHz	Black & White FR PVC	.275	6.99		
Banana Peel™							
7878S UL verified to Cat 5e UL CMR OF, C(UL) CMG OF FT4 	Two Cat 5e 4-pair bonded UTP cables	UTP verified (UL) to Cat 5e 24 AWG solid bare copper, polyolefin insulated	Blue & Green FR PVC	.200	5.08	1000 500	304.8 152.4
	Two Series 6 Duobond Plus coaxial cables	Series 6 (solid bare copper conductor), Duobond Plus (Bonded Tri-shield) + 80% braid, swept to 2.25 GHz	Black & White FR PVC	.275	6.99		
	One 2-fiber LANLite® Distribution cable	Gigabit Ethernet-grade fiber 62.5/125/900/ micron tight buffered fiber	Orange FR PVC	.175	4.45		
Banana Peel™							
7913S UL verified to Cat 5e UL CMR, C(UL) CMG FT4 	Two Cat 5e 4-pair UTP cables	UTP verified (UL) to Cat 5e 24 AWG solid bare copper, polyolefin insulated	Blue & Green FR PVC	.200	5.08	1000 500	304.8 152.4
	Two Series 6 Duobond® IV Quad Shield coaxial cables	Series 6 (solid bare copper conductor) Duobond IV Quad Shield, swept to 2.25 GHz	Black & White FR PVC	.298	7.57		
Banana Peel™							
7914S UL verified to Cat 5e UL CMR OF, C(UL) CMG OF FT4 	Two Cat 5e 4-pair UTP cables	UTP verified (UL) to Cat 5e 24 AWG solid bare copper, polyolefin insulated	Blue & Green FR PVC	.200	5.08	1000 500	304.8 152.4
	Two Series 6 Duobond IV Quad Shield coaxial cables	Series 6 (solid bare copper conductor) Duobond IV Quad Shield, swept to 2.25 GHz	Black & White FR PVC	.298	7.57		
	One 2-fiber LANLite Distribution cable	Gigabit Ethernet-grade fiber 62.5/125/900/ micron tight buffered fiber	Orange FR PVC	.175	4.45		
Banana Peel™							
7910A UL verified to Cat 5e UL CMR, C(UL) CMG FT4 	One Cat 5e 4-pair bonded UTP cable	UTP verified (UL) to Cat 5e 24 AWG solid bare copper, polyolefin insulation	Green FR PVC	.335 x	8.51 x	1000 500	304.8 152.4
	One Series 6 coaxial cable Duobond Plus	Series 6 (solid bare copper conductor) Duobond Plus (Bonded Tri-shield) + 80% Braid, swept to 2.25 GHz		.535	13.59		
7876A UL verified to Cat 5e UL CMR, C(UL) CMG FT4 	Two Cat 5e 4-pair bonded UTP cable	UTP verified (UL) to Cat 5e 24 AWG solid bare copper, polyolefin insulation	Green FR PVC	.610	15.49	1000 500	304.8 152.4
	Two Series 6 coaxial cables Duobond Plus	Series 6 (solid bare copper conductor) Duobond Plus (Bonded Tri-shield) + 80% Braid, swept to 2.25 GHz					
7877A UL verified to Cat 5e UL CMR, C(UL) CMG FT4 	One Cat 5e 4-pair bonded UTP cable	UTP verified (UL) to Cat 5e 24 AWG solid bare copper, polyolefin insulation	Green FR PVC	.610	15.49	1000 500	304.8 152.4
	Two Series 6 coaxial cables Duobond Plus	Series 6 (solid bare copper conductor) Duobond Plus (Bonded Tri-shield) + 80% Braid, swept to 2.25 GHz					
7878A UL verified to Cat 5e UL CMR OF, C(UL) CMG OF FT4 	Two Cat 5e 4-pair bonded UTP cables	UTP verified (UL) to Cat 5e 24 AWG solid bare copper, polyolefin insulation	Green FR PVC	.635	16.13	1000 500	304.8 152.4
	Two Series 6 coaxial cables Duobond Plus	Series 6 (solid bare copper conductor) Duobond Plus (Bonded Tri-shield) + 80% Braid, swept to 2.25 GHz					
	One 2-fiber LANLite Distribution Cable	Gigabit Ethernet-grade fiber 62.5/125/900 micron tight buffered fiber					
7913A UL verified to Cat 5 UL CMR, C(UL) CMG FT4 	Two Cat 5 4-pair UTP cables	UTP verified (UL) to Cat 5 24 AWG solid bare copper, polyolefin insulation	Light Green FR PVC	.660	16.76	1000 500	304.8 152.4
	Two Series 6 coaxial cables Duobond IV Quad Shield	Series 6 (solid bare copper conductor) Duobond IV Quad Shield, swept to 2.25 GHz					
7914A UL verified to Cat 5 UL CMR OF, C(UL) CMG OF FT4 	Two Cat 5 4-pair UTP cables	UTP verified (UL) to Cat 5 24 AWG solid bare copper, polyolefin insulation	Light Green FR PVC	.660	16.76	1000 500	304.8 152.4
	Two Series 6 coaxial cables Duobond IV Quad Shield	Series 6 (solid bare copper conductor) Duobond IV Quad Shield, swept to 2.25 GHz					
	One 2-fiber LANLite Distribution Cable	Gigabit Ethernet-grade fiber 62.5/125/90 micron tight buffered fiber					
7911A UL verified to Cat 5e UL CMR, C(UL) CMG FT4 	One Cat 5e 4-pair bonded UTP cable	UTP verified (UL) to Cat 5e 24 AWG solid bare copper, polyolefin insulated	Green FR PVC	.275 x	6.99 x	1000 500	304.8 152.4
	One Series 6 coaxial cable Duobond Plus	Series 6 (solid bare copper conductor), Duobond Plus (Bonded Tri-shield) + 80% braid, swept to 2.25 GHz		.529	13.44		
7912A UL verified to Cat 5 UL CMR, C(UL) CMG FT4 	One Cat 5 4-pair UTP cable	UTP verified (UL) to Cat 5 24 AWG solid bare copper, polyolefin insulated	Light Green FR PVC	.297 x	7.54 x	1000 500	304.8 152.4
	One Series 6 coaxial cable Duobond IV Quad Shield	Series 6 (solid bare copper conductor) Duobond IV Quad Shield, swept to 2.25 GHz		.548	13.92		
7949A UL verified to Cat 5e UL CMR, C(UL) CMG FT4 	One Cat 5e 4-pair bonded UTP cable	UTP verified (UL) to Cat 5e 24 AWG solid bare copper, polyolefin insulated	Green FR PVC	.438	11.13	1000 500	304.8 152.4
	Four 16 AWG conductors	16 AWG (19 x .012) bare copper, PVC insulated					
7950A UL verified to Cat 5 UL CMR, C(UL) CMG FT4 	One Cat 5 4-pair UTP cable	UTP verified (UL) to Cat 5 24 AWG solid bare copper, polyolefin insulated	Light Green FR PVC	.434	11.02	1000 500	304.8 152.4
	Four 16 AWG conductors	16 AWG (19 x .012) bare copper, PVC insulated					
7951A UL verified to Cat 5 UL CMR, C(UL) CMG FT4 	One Cat 5 4-pair UTP cable	UTP verified (UL) to Cat 5 24 AWG solid bare copper, polyolefin insulated	Light Green FR PVC	.412	10.47	1000 500	304.8 152.4
	Four 18 AWG conductors	18 AWG (19 x .010) bare copper, PVC insulated					
7952A UL verified to Cat 5 UL CMR, C(UL) CMG FT4 	One Cat 5 4-pair UTP cable	UTP verified (UL) to Cat 5 24 AWG solid bare copper, polyolefin insulated	Light Green FR PVC	.301 x	7.65 x	1000 500	304.8 152.4
	Four 14 AWG conductors	14 AWG (19 x .015) bare copper, PVC insulated		.552	14.02		

FR = Flame retardant • UTP = Unshielded Twisted Pair All cable jackets sequentially marked, except 7876S, 7878S, 7913S and 7914S where the White coax jacket is sequentially marked. Other configurations available upon request.
▲ = Composite cables with no overall jacket.



Part No. Index

Part No.	Page
HC2500P	3
HC2500R	3
HC2501R	3
HC2503P	3
HC2503R	3
HC2510	3
HC2510P	3
HC2600	4
HC2600P	4
HC2601	4
HC2610	4
HC2611	4
HC2630P	5
HC2630R	5
HC2632R	5
HC2635	5
HC2637R	5
HC2640	6
HC2645	6
HC2646	6
HC2647	6
HC2705P	9
HC2705R	9
HC2706	8
HC2707	9
HC2708	8
HC2709R	9
HC2709P	9
HC2710	8
HC2713	9

Part No.	Page
HC2714	8
HC2717	8
HC2745	7
HC2746	7
HC2747	7
HC2750	7
HC2755	8
HC2800	10
HC2801	10
HC2810	10
HC2811	10
HC2815	10
7876A	11
7876S	11
7877A	11
7878A	11
7878S	11
7910A	11
7911A	11
7912A	11
7913A	11
7913S	11
7914A	11
7914S	11
7915A	4
7916A	4
7949A	11
7950A	11
7951A	11
7952A	11

United States

Belden Electronics Division
2200 U.S. Highway 27 South
Richmond, IN 47374-7279
Phone: 765-983-5200
Fax: 765-983-5294
E-mail: info@belden.com
Web: www.belden.com